MANNESMANN
DEMAG

Demag CC 2600

Technische Daten
Specifications
Caractéristiques

Fahrleistungen
Carrier performance
Performances du porteur

1. Gang Low Range Petite vitesse	0-0,6 km/h
2. Gang Low Range Grande vitesse	0-1,2 km/h

Bodendruck
Ground pressure
Pression au sol

Bodendruck bei 334 t Gesamtgewicht Ground pressure (based on total weight of 334 t) Pression au sol (pour un poids total de 334 t)	11 N/cm²

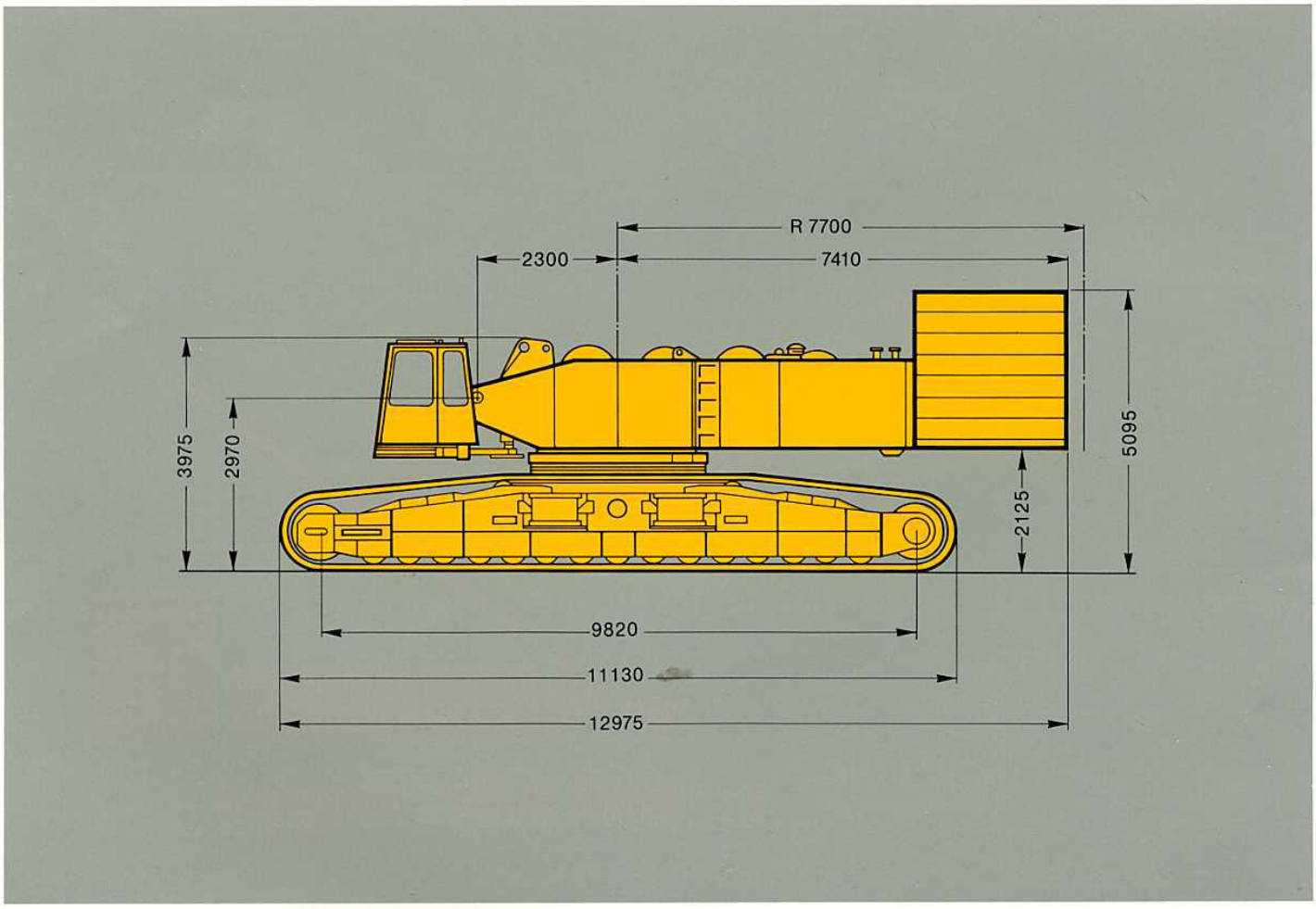

Technische Daten
Specifications
Caractéristiques

Arbeitsgeschwindigkeiten
Working speeds (infinitely variable)
Vitesses de travail (infiniment réglables)

Antriebe Mechanisms Mécanismes	Geschwindigkeiten Speeds Vitesses	zulässiger Seilzug je Strang Single line pull Effort sur brin simple	Länge des Hubseils Length of hoist rope Longueur du câble de levage
Hubwerk 1 Hoist 1 Treuil de levage nº 1	max 74 m/min	125 kN	850 m
Hubwerk 2 Hoist 2 Treuil de levage nº 2	max. 74 m/min	125 kN	850 m
Wippwerk Hauptausleger Boom derricking Relevage de flèche	max. 41 m/min		870 m
Einziehwerk Boom hoist Relevage de flèche	max. 35 m/min		2 x 225 m
Wippwerk Hilfsausleger Fly-Jib Hoist Relevage de fléchette	max. 41 m/min		670 m
Drehwerk (U/min) Slewing (RPM) Orientation (tr/mn)	1		

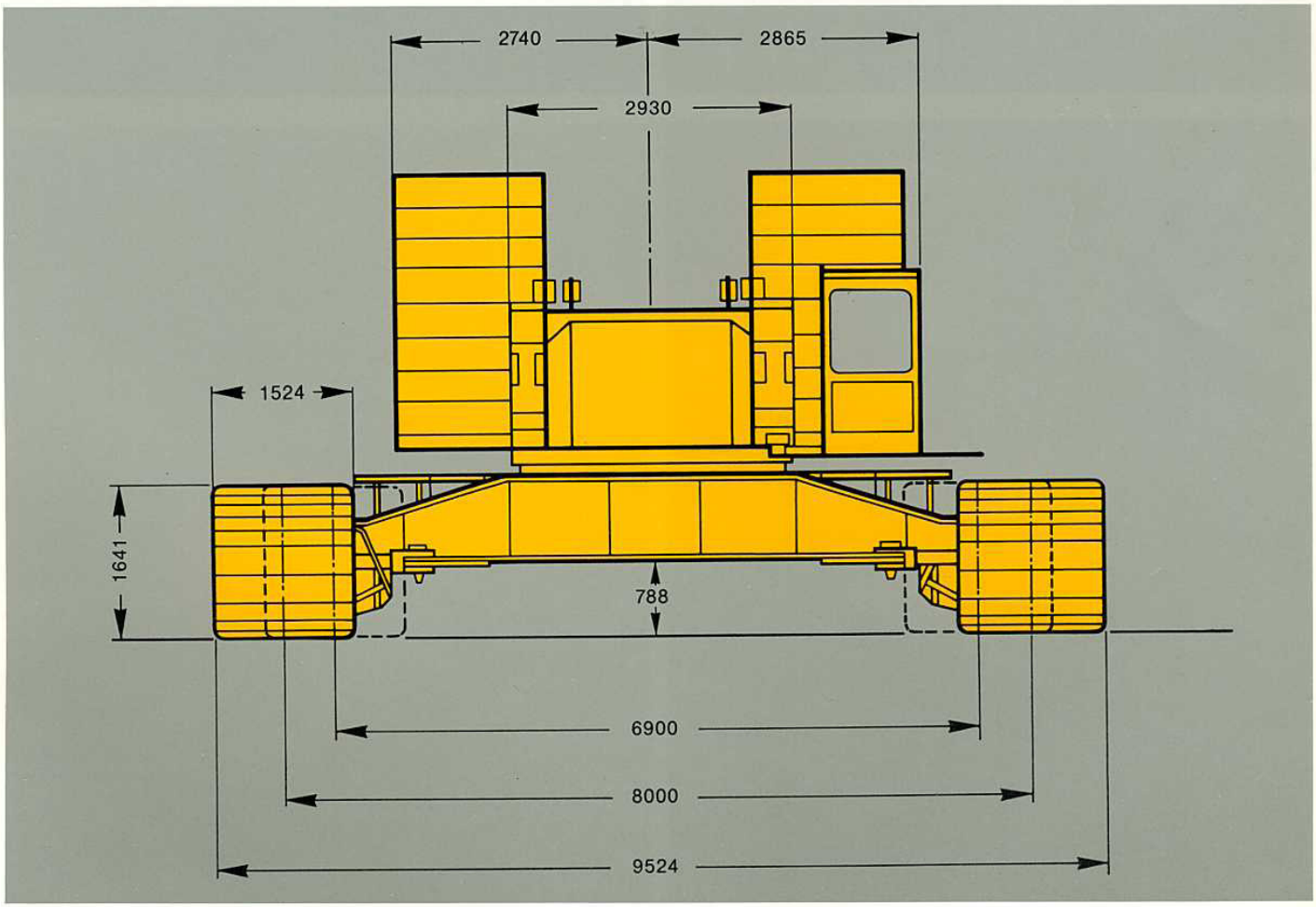

Technische Daten
Specifications
Caractéristiques

Gewichte
Weights
Poids

Gesamtgewicht einschl. Gegengewicht 18 m Hauptausleger SH und Unterflasche Total weight incl. counterweight 18 m SH boom, and hook block Poids total avec lest, flèche SH de 18 m et crochet	334 t
Oberwagen (mit 4 Winden, Fußstück und A-Bock) Superstructure (with 4 drums, foot section and A-frame) Partie Supérieure (avec 4 treuils, pied de flèche et chevalet)	53 t
Mittelstück Carbody Partie centrale	28,7 t
Raupen Crawler Chenilles	2 x 41 t
Gegengewicht Counterweight Contrepoids	149 t

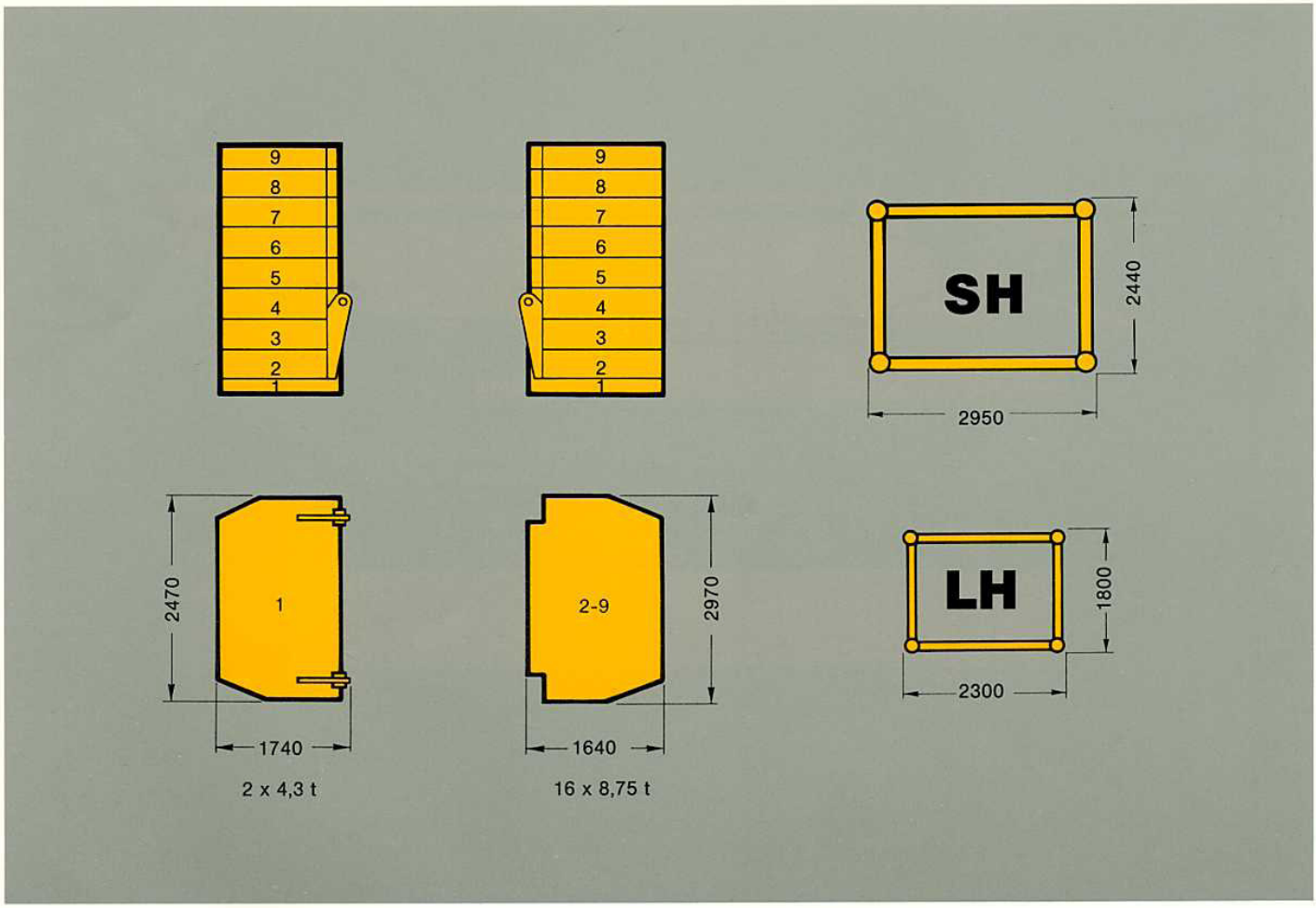

Unterflaschen
Hook Blocks
Crochets

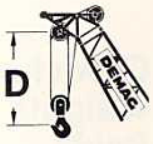

Tragfähigkeit Capacity Capacité	Anzahl der Rollen Number of sheaves Nombre de pulies	Strangzahl Number of lines Nombre de brins	Gewicht Weight Poids	„D“
500 t [1]	2 x 11	2 x 22	9475 kg	4,60 m
300 t [1]	2 x 5	2 x 11	8810 kg	4,30 m
250 t	11	22	4620 kg	4,60 m
150 t	5	11	5450 kg	4,30 m
42 t	1	3	2610 kg	2,70 m

[1] Die Doppelunterflaschen können in Einzelunterflaschen umgebaut werden.
The double hook blocks may be converted into single hook blocks
Les crochets doubles peuvent être transformés en crochets simples.

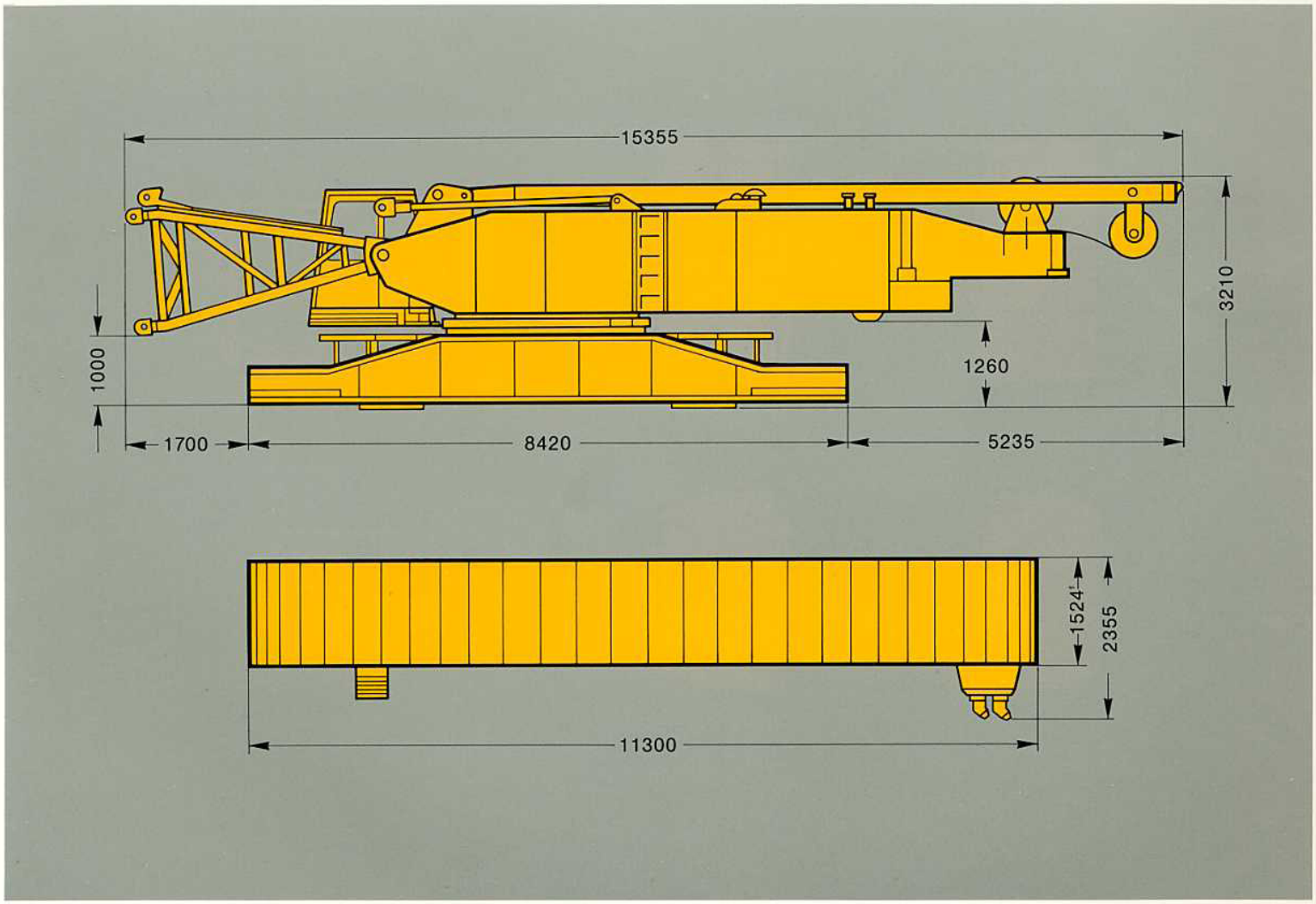

Ausleger-Kombinationen
Boom combinations
Combinaisons de flèche

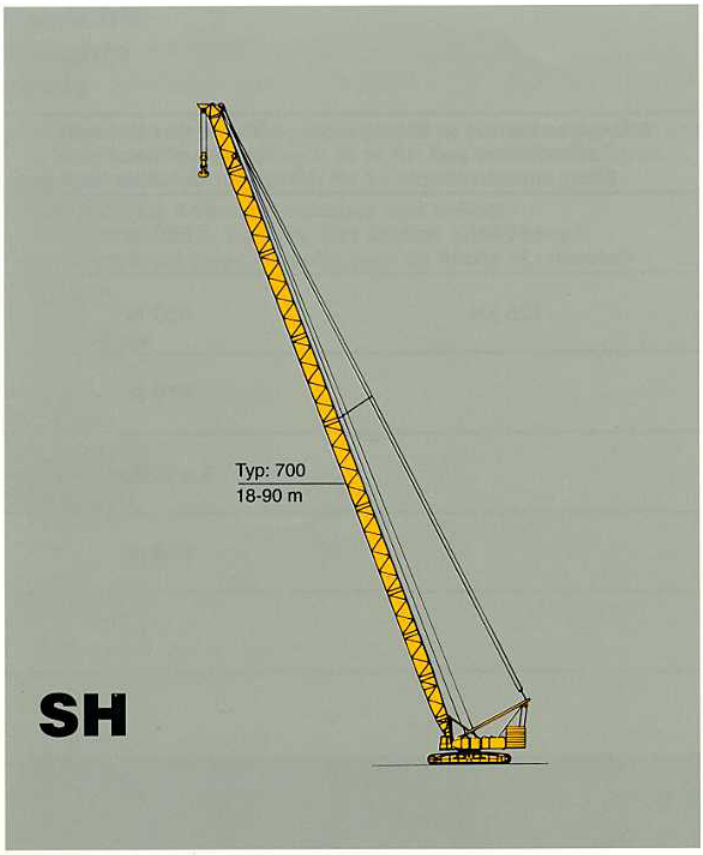

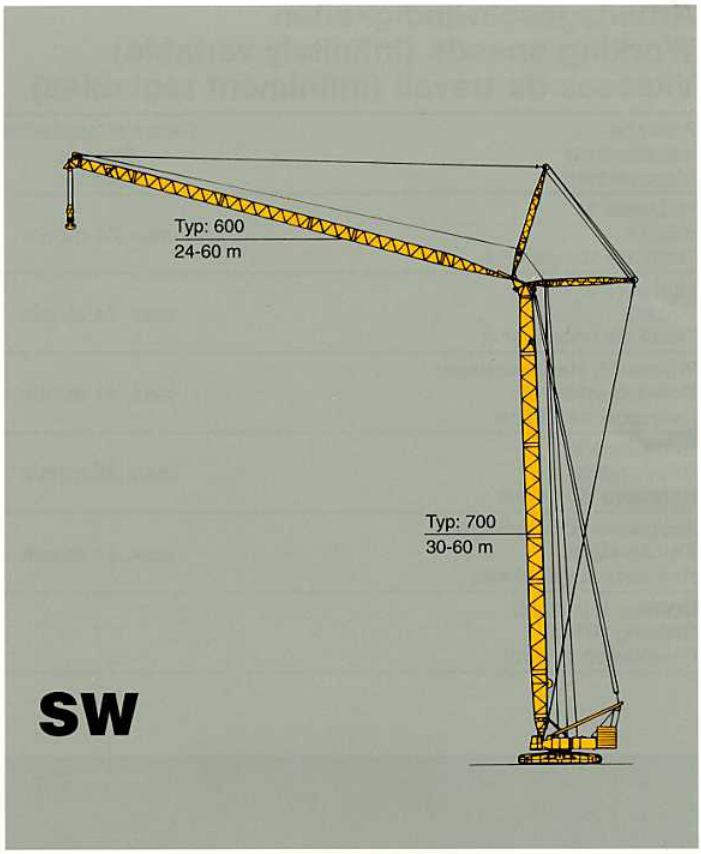

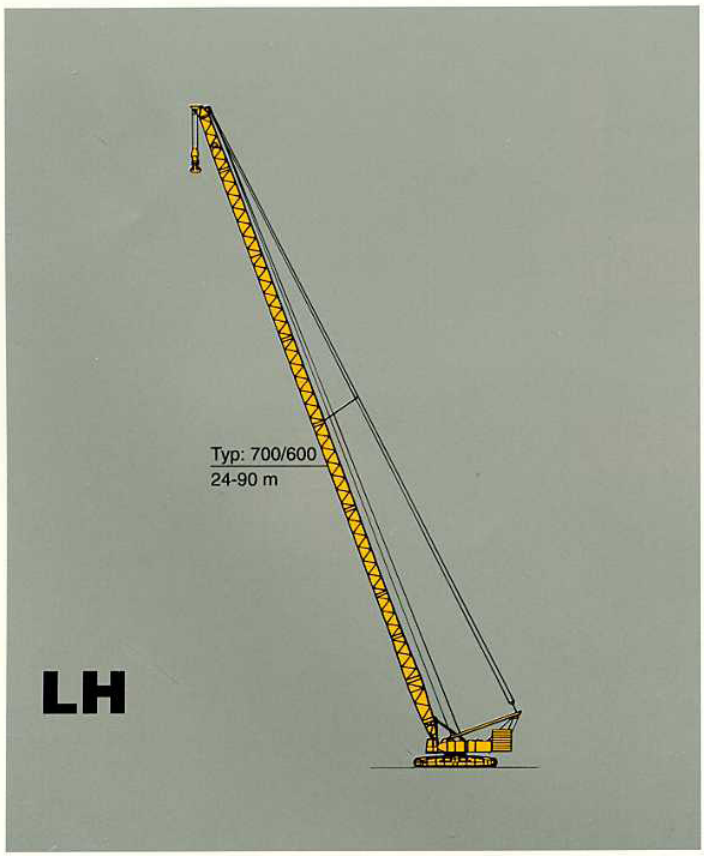

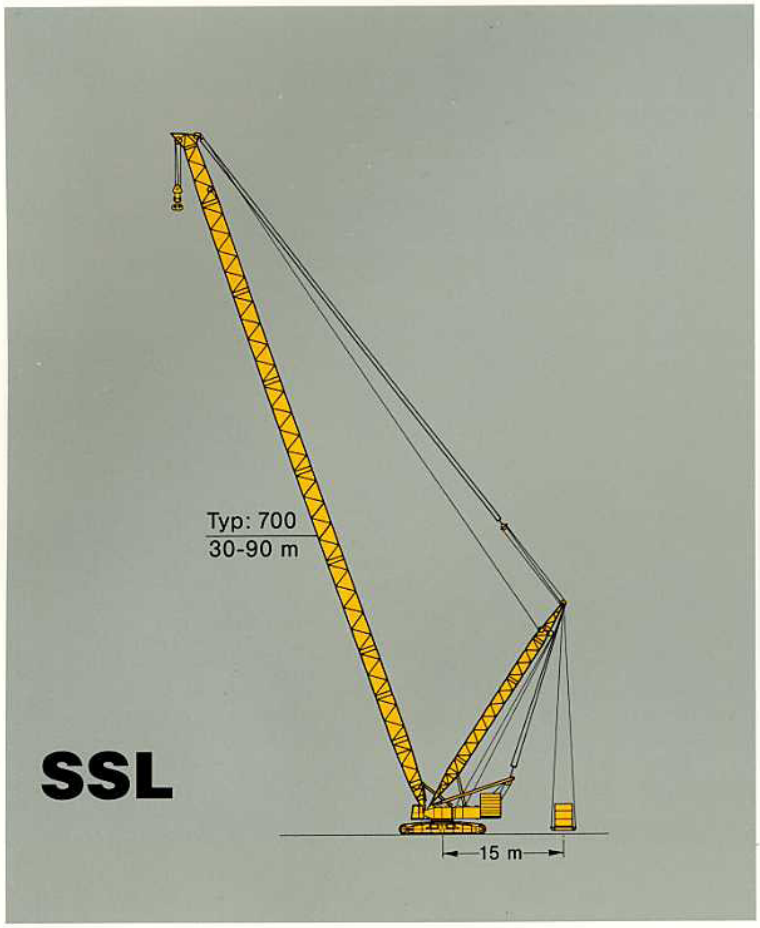
Typ: 700
30-90 m
15 m

SSL

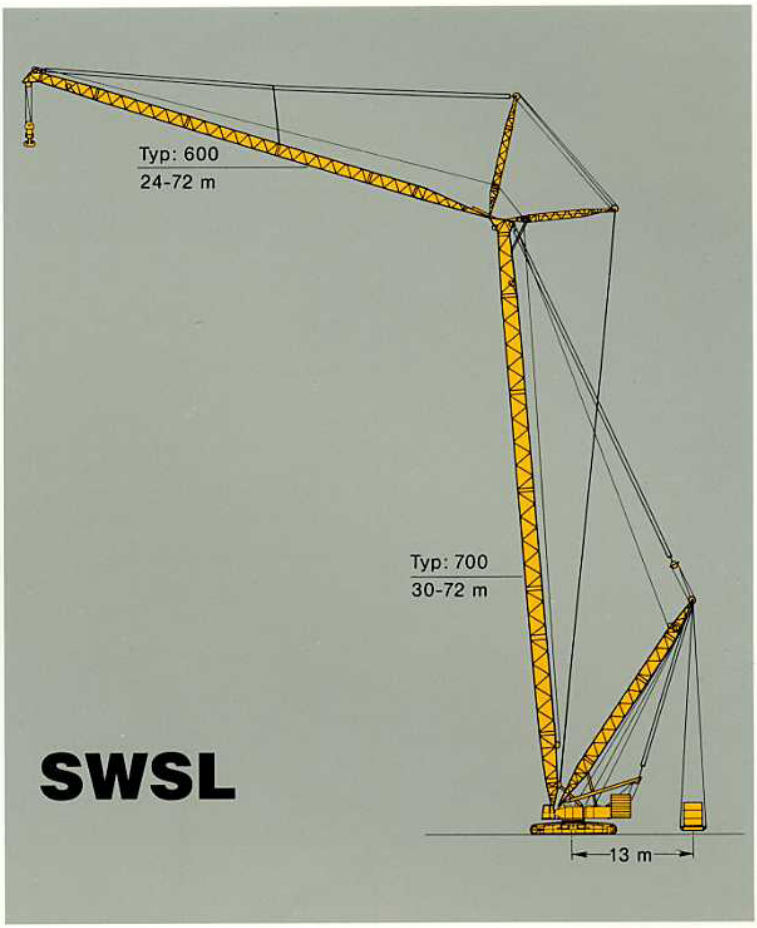
Typ: 600
24-72 m
Typ: 700
30-72 m
13 m

SWSL

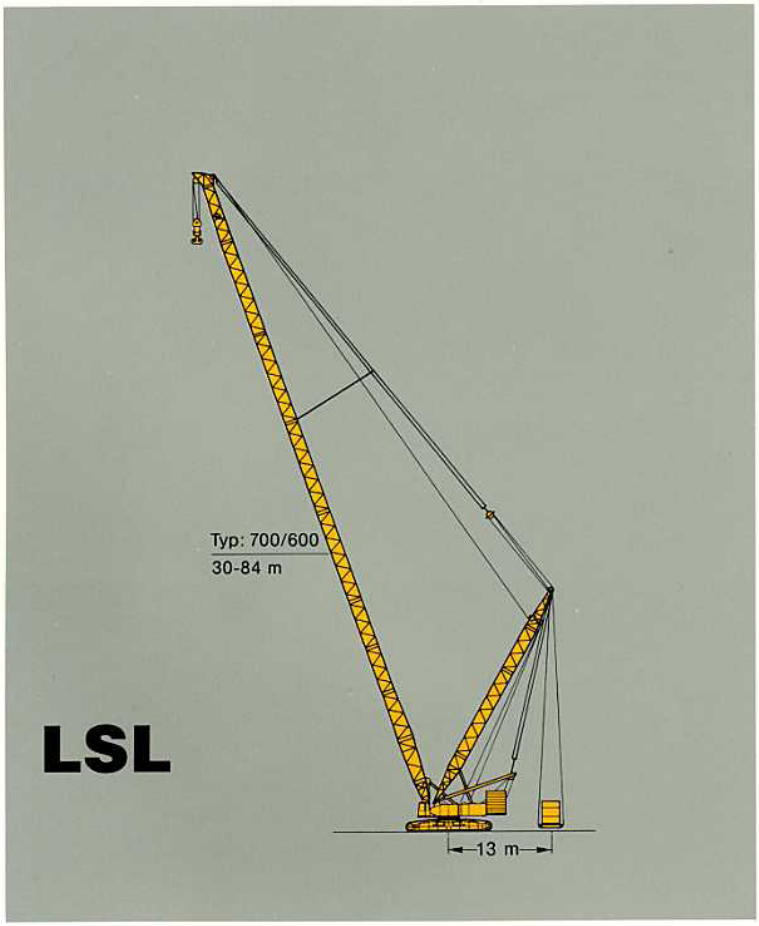
Typ: 700/600
30-84 m
13 m

LSL

Tragfähigkeiten Hauptausleger
Lifting capacities main boom
Capacités de levage flèche principale

SH

8 m **149 t** **75 %** **360°**

Ausladung / Radius / Portée	Hauptauslegerlänge · Length of main boom · Longueur de flèche												
	18 m[1)]	24 m[1)]	30 m[1)]	36 m	42 m	48 m	54 m	60 m	66 m	72 m	78 m[2)]	84 m[2)]	90 m[2)]
m	t	t	t	t	t	t	t	t	t	t	t	t	t
5,5	450*	–	–	–	–	–	–	–	–	–	–	–	–
6	382*	400*	–	–	–	–	–	–	–	–	–	–	–
7	359*	373*	370*	369*	–	–	–	–	–	–	–	–	–
8	331*	329*	327*	325*	323*	309*	–	–	–	–	–	–	–
9	272*	271*	270*	290*	288*	286*	281*	275*	–	–	–	–	–
10	225	224	223	242*	241*	240*	239*	238*	238*	225*	–	–	–
12	166	165	164	178	177	176	175*	174*	173*	172*	172*	168*	141*
14	131	130	129	139	138	137	136	135	134*	134*	133*	132*	130*
16	108	106	105	114	112	111	110	109	108	108	107*	106*	105*
18	91	89	88	95	94	93	92	91	90	89	88	87	86*
20	–	77	76	82	80	79	78	77	76	75	74	73	72*
22	–	67	66	71	70	68	68	66	65	64	63	62	61
24	–	–	58	63	61	60	59	58	57	56	55	54	53
26	–	–	52	56	54	53	52	51	50	49	48	47	46
28	–	–	47	50	49	47	46	45	44	43	42	41	40
30	–	–	–	45	44	42	41	40	39	38	37	35	34
34	–	–	–	–	36	35	34	32	31	30	28	27	26
38	–	–	–	–	30	29	28	26	25	23	22	21	19
42	–	–	–	–	–	24	23	21	20	18	17	15	14
46	–	–	–	–	–	–	19	17	16	14	13	11	10
50	–	–	–	–	–	–	–	14	12	11	9	8	7
54	–	–	–	–	–	–	–	10	9	8	6	–	–
58	–	–	–	–	–	–	–	–	7	5	–	–	–

* Doppelunterflasche erforderlich!
* Double hook block required!
* Exige crochet à deux moufles!

1) 131 t Gegengewicht
1) 131 t counterweight
1) 131 t contrepoids

2) Aufrichten nur mit Hilfskran
2) Boom erection with auxiliary crane only
2) Dressage de la flèche uniquement avec grue auxiliaire

LH

8 m **131 t** **75 %** **360°**

Ausladung / Radius / Portée	Hauptauslegerlänge · Length of main boom · Longueur de flèche											
	24 m	30 m	36 m	42 m	48 m	54 m	60 m	66 m	72 m	78 m	84 m	90 m
m	t	t	t	t	t	t	t	t	t	t	t	t
5	–	–	–	–	–	–	–	–	–	–	–	–
6	300*	300*	–	–	–	–	–	–	–	–	–	–
7	277*	277*	260*	–	–	–	–	–	–	–	–	–
8	258*	258*	258*	225*	190*	–	–	–	–	–	–	–
9	242*	242*	242*	225*	190	160*	140	–	–	–	–	–
10	225*	224*	223*	223*	190*	157*	136	120	100	–	–	–
12	167*	166*	165*	164*	164*	151*	132	113	98	80	70	60
14	132	131	130	130	129	128	122	109	96	75	65	56
16	109	108	107	106	105	105	104	98	95	71	61	51
18	93	91	90	90	89	89	87	87	84	67	57	47
20	80	79	78	77	76	76	75	74	74	63	53	44
22	71	69	68	68	67	66	65	65	64	59	50	41
24	–	62	61	60	59	58	57	57	56	56	48	40
26	–	56	54	54	52	52	51	51	50	49	46	38
28	–	51	49	48	47	46	45	45	45	44	43	36
30	–	–	45	44	43	42	41	41	40	39	39	35
34	–	–	–	37	36	35	34	34	33	32	32	31
38	–	–	–	32	30	29	28	28	28	27	26	26
42	–	–	–	–	26	25	24	24	23	22	22	21
46	–	–	–	–	–	22	21	21	20	19,2	18,6	17,8
50	–	–	–	–	–	–	18,5	18	17,2	16,2	15,5	14,7
54	–	–	–	–	–	–	16,1	15,6	14,7	13,7	13	12,1
58	–	–	–	–	–	–	–	13,6	12,6	11,5	10,8	9,9
62	–	–	–	–	–	–	–	–	10,8	9,7	9	8,1
66	–	–	–	–	–	–	–	–	–	8,2	7,4	6,5
70	–	–	–	–	–	–	–	–	–	–	6	5,1
74	–	–	–	–	–	–	–	–	–	–	4,9	3,9

* Doppelunterflasche erforderlich!
* Double hook block required!
* Exige crochet à deux moufles!

Arbeitsbereiche Hauptausleger
Working ranges main boom
Portées flèche principale
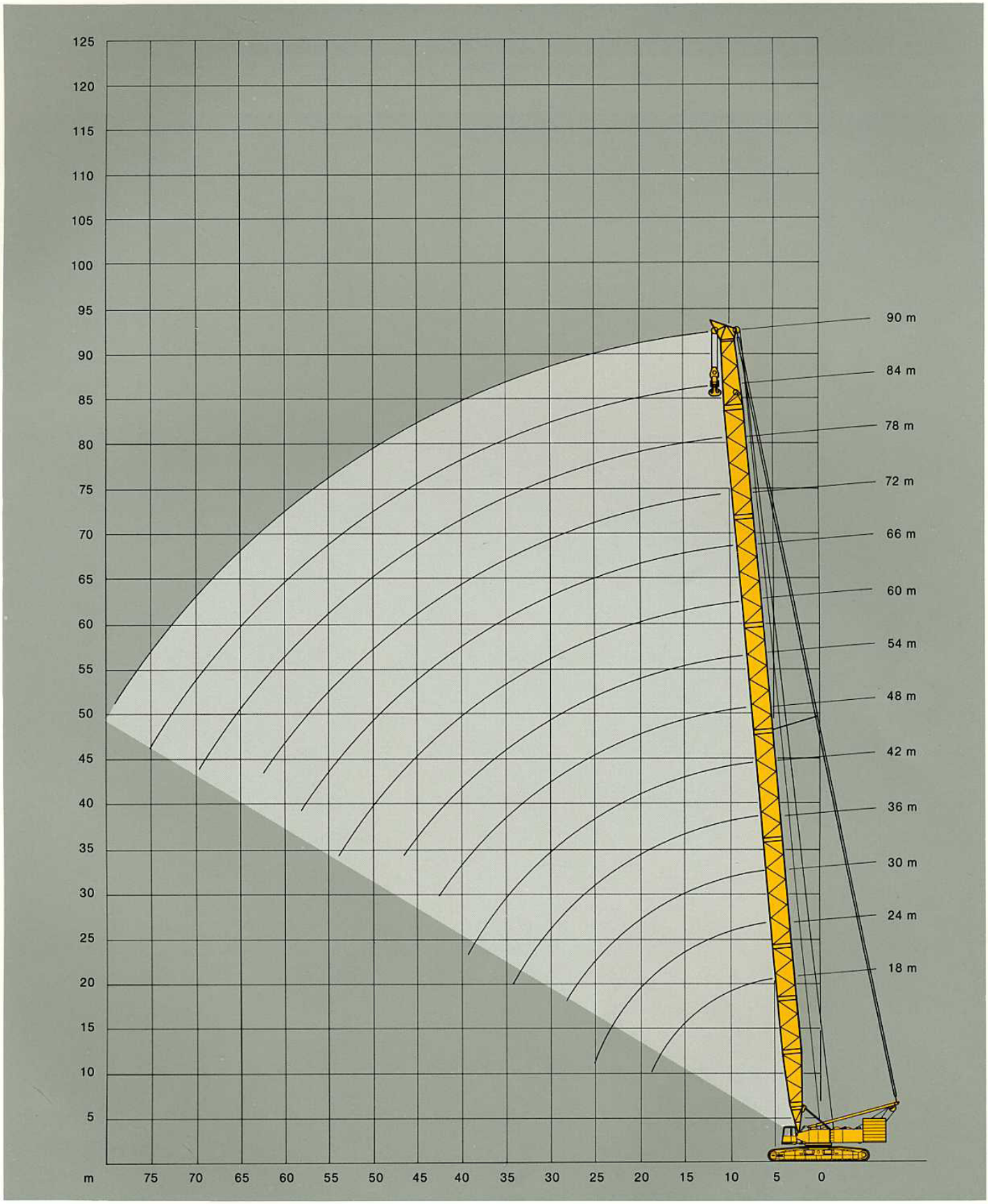
SH
LH